

molex® Molex ETC™
CIF/CIM Series
Pluggable Terminal Blocks

FEATURES AND SPECIFICATIONS

Features and Benefits

Plug

- Modular versions
- Side-stacking version
- Moveable screw clamp
- Funnel shaped cable entry to aid insertion
- Captive screw
- Manufactured to VDE standards

Header

- Modular versions
- Polarized version
- Side-stacking version
- Manufactured to VDE standards
- Vertical (180°) mounting type
- Angled (90°) mounting type

Applications

- The header is mounted and soldered to the PCB
- The plug mates with the male through a twin leaf contact, and has a moveable screw clamp to hold the wire without damaging it
- Available in monolithic blocks of :
 - 5 and 5.08mm pitch—2 to 25 positions
 - 7.5 and 7.62mm pitch—2 to 12 positions
 - 10 and 10.16mm pitch—2 to 13 positions
- Available in modular blocks of 2, 3 and 4 positions which allow any configuration to be assembled with minimum storage

Electrical

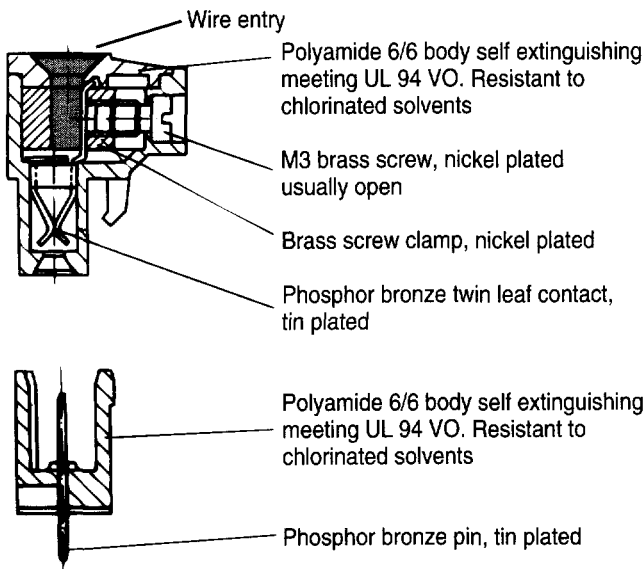
Voltage: Pitch 5/5.08mm—250V
 Pitch 10/10.16mm—750V
 Current: 9A
 Contact Resistance: 15mΩ max.
 Insulation Resistance: 10⁹Ω min. (500V DC)
 Wire Range: 32-12 AWG

Physical

Mounting Hole: 1.4mm min.
 Color: Green
 Temperature: -40 to 110°C

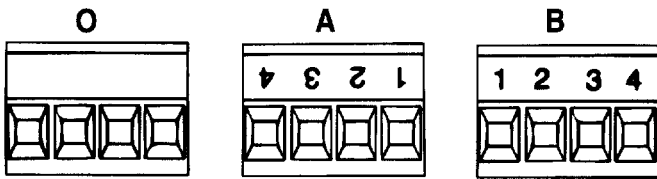
CIF/CIM Product vs. COF/COM Product

These products are basically the same, except the CIF/CIM version is available in 5.08mm pitch and the COF/COM is not. The CIF/CIM Series is also available in one piece solid blocks up to 25 positions. Although not shown, the COF/COM is still available as a standard product.



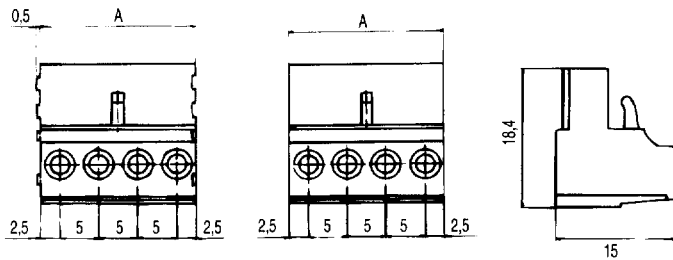
PLUG CONNECTOR

Marking Style



Version/Dimensions

M
(Modular) **O**
(Side Stacking)



No. of Positions	A 5mm	B 10mm	C 5.08mm
02	10	15	10.16
03	15	25	15.24
04	20	35	20.32
05	25	45	25.40
06	30	55	30.48
07	35	65	35.56
08	40		40.64

No. of Positions	A 5mm	B 10mm	C 5.08mm
09	45		45.72
10	50		50.80
11	55		55.88
12	60		60.96
13	65		66.04
14	70		

Pitch

- 1—5mm (.197"), 2*—10mm (.394"), 3—7.5mm (.295"), 5—5.08mm (.200"), 6—10.16mm (.400"), 7—7.62mm (.300")

* Only for side stacking version

To pick a part number—Complete the ordering code by choosing the number of Positions, the style of Marking (O, A, B), the Version (M, O), and the Pitch

ordering code



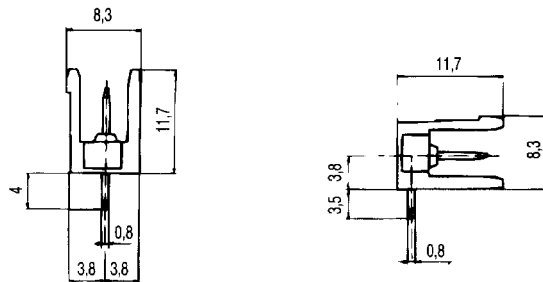
NUMBER of POSITIONS
 MARKING STYLE
 VERSION
 PITCH

HEADER

Mounting Type

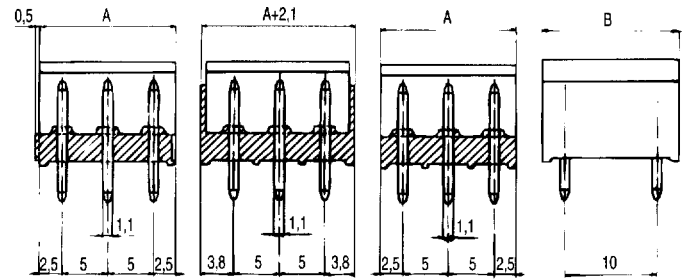
Vertical
0 (180°)

Angled
9 (90°)



Version/Dimensions

M (Modular) **P** (Polarized) **A** (Side Stacking)



No. of Positions	A 5mm	B 10mm	C 5.08mm
02	10	15	10.16
03	15	25	15.24
04	20	35	20.32
05	25	45	25.40
06	30	55	30.48
07	35	65	35.56
08	40		40.64

No. of Positions	A 5mm	B 10mm	C 5.08mm
09	45		45.72
10	50		50.80
11	55		55.88
12	60		60.96
13	65		66.04
14	70		

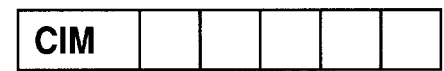
Pitch

- 1—5mm (.197"), 2*—10mm (.394"), 3—7.5mm (.295"), 5—5.08mm (.200"), 6—10.16mm (.400"), 7—7.62mm (.300")

* Only for side stacking version

To pick a part number—Complete the ordering code by choosing the number of Positions, the Mounting Type (0, 9), the Version (M, P, A), and the Pitch

ordering code



NUMBER of POSITIONS
 MOUNTING TYPE
 VERSION
 PITCH